

ScrAPESbook

The guidelines for preparing and maintaining a ScrAPESbook are described below.

The ScrAPESbook is optional and all points received are deemed extra-credit.






The guidelines described below must be followed to receive credit.

A student may choose to complete as much or as little of the ScrAPESbook as they desire—other options for earning extra credit will be extremely limited.

The ScrAPESbook will contain three sections.








Section 1: Keep Up (10 pts/week ≈180 pts/semester)

This section of the ScrAPESbook will contain current events from local and national newspapers. Each article will be accompanied by a one-page analysis of the article with emphasis on its relevance to the course.

-  Attach each article to the left-hand page of the ScrAPESbook in such a way that it does not stick out of the ScrAPESbook when it is closed. Write the bibliographic reference for the article at the top of the page.
-  Handwrite a one-page analysis of the article on the opposite page. Emphasize the relevance to the course of the article.
-  Complete an entry in the Table of Contents for each article. (See back of this page)
-  You may receive up to 5 points for each article.
-  You may receive credit for a maximum of two articles each week.









Section 2: Look Up (5 pts/week ≈90 pts/semester)

This section of the ScrAPESbook will contain examples of websites that include information relevant to the course. Each website will be accompanied by a one-page description and review of the website including its relevance to the course, as well as its potential value and usefulness to a student in the course.

-  Affix a printout of the homepage of the website to the left-hand page of the ScrAPESbook in such a way that it does not stick out of the ScrAPESbook when it is closed.
-  Handwrite a one-page description and review of the website on the right-hand page.
-  Include the URL of the homepage of the website on the printout.
-  Complete an entry in the Table of Contents for each website. (See back of this page)
-  You may receive up to 5 points for each website.
-  You may receive credit for one website each week.
-  You may not receive duplicate credit for more than one webpage from a website.

Section 3: Step Up (50 pts/month ≈200 pts/semester)

This section of the ScrAPESbook will contain a record of your participation in activities or events relevant to the course. Each entry in this section will include artifacts from an activity or event along with photographs of you participating in the activity or event. Each entry will also contain a two-page reflective journal entry describing the activity or event and its relevance to the course.

-  Each activity must be pre-approved. Activities permanently pre-approved will periodically be announced in class.
-  Affix artifacts and photographs to the pages of the ScrAPESbook.
-  Handwrite a two-page description of the activity or event in a reflective, journaling style that includes both personal reflections and an explanation of how it related to the course.
-  Complete an entry in the Table of Contents for each activity. (See back of this page)
-  You may receive up to 10 points for one artifact from each activity or event.
-  You may receive up to 5 points each, for four photographs, from an activity or event (you must be included in each photograph).
-  You may receive up to 2 points for the two-page description of the activity.
-  You may complete one entry in the *Step Up* section each month.

- ☑ *The format of the ScrAPESbook will be strictly enforced.*
- ☑ *Number the top outside corner of both sides of each page of the ScrAPESbook.*
- ☑ *The ScrAPESbook will include three Tables of Contents, on the first three sets of facing pages in the ScrAPESbook.*
- ☑ *The Tables of Contents must be completed as shown in the examples below.*
- ☑ *Include a labeled tab for each section to allow the book to be conveniently opened to Keep Up from a tab at the top, Look Up from a tab at the center, and Step Up from a tab at the bottom of the book.*

 **Section 1: Keep Up**

Page #	Day/Date	Newspaper	Title of Article	Subject	Points

 **Section 2: Look Up**

Page #	Day/Date	URL	Webpage	Subject	Points

 **Section 3: Step Up**

Page #	Day/Date	Time of Day	Activity	Organization	Points

- ☑ *The ScrAPESbook must be submitted for credit at the end of each six-week grading period.*
- ☑ *The ScrAPESbook must be completed weekly and/or monthly as described. Credit will not be given retroactively for work that was not completed in due time.*
- ☑ *After it has been submitted for the final time, the ScrAPESbook will not be returned.*

This activity is intended to encourage students to be actively and fully engaged in the course as it happens. As such, it is expected that for a student to receive full credit, they will complete the ScrAPESbook activities consistently throughout the year—not with a flurry of activity at the end of each grading period or semester. Every effort will be made to enforce the spirit of this activity.